




Professional Hearing Solutions

# Latest Hearing Aids



## DATA SHEET

[www.professionalhearingsolution.com](http://www.professionalhearingsolution.com)

0332-5014111

# Intuis 3 Custom

## Technical Data

### ITE

#### 118/55

- 65 dB / 128 dB SPL (ear simulator)
- 55 dB / 118 dB SPL (2 ccm coupler)

#### 124/65

- 74 dB / 134 dB SPL (ear simulator)
- 65 dB / 124 dB SPL (2 ccm coupler)

### ITC

#### 113/50

- 61 dB / 124 dB SPL (ear simulator)
- 50 dB / 113 dB SPL (2 ccm coupler)

#### 118/55

- 65 dB / 129 dB SPL (ear simulator)
- 55 dB / 118 dB SPL (2 ccm coupler)

#### 124/65

- 75 dB / 134 dB SPL (ear simulator)
- 65 dB / 124 dB SPL (2 ccm coupler)

### CIC

#### 113/50

- 63 dB / 124 dB SPL (ear simulator)
- 50 dB / 113 dB SPL (2 ccm coupler)

#### 118/55

- 65 dB / 128 dB SPL (ear simulator)
- 55 dB / 118 dB SPL (2 ccm coupler)

#### 124/65

- 75 dB / 134 dB SPL (ear simulator)
- 65 dB / 124 dB SPL (2 ccm coupler)

# Intuis 3 Custom ITE | Technical Data

Type	118/55		124/65	
	2 ccm coupler	Ear simulator	2 ccm coupler	Ear simulator
<b>Output sound pressure level</b>				
at 1.6 kHz	–	119 dB SPL	–	128 dB SPL
Peak	118 dB SPL	128 dB SPL	124 dB SPL	134 dB SPL
HFA-OSPL 90	113 dB SPL	–	120 dB SPL	–
<b>Gain</b>				
Full on gain (FOG) at 1.6 kHz	–	55 dB	–	66 dB
Full on gain (Peak)	55 dB	65 dB	65 dB	74 dB
HFA-FOG	48 dB	–	60 dB	–
Reference test gain	35 dB	45 dB	44 dB	53 dB
<b>Frequency, noise and directivity</b>				
Frequency range	100-7500 Hz	120-8000 Hz	100-6100 Hz	100-6000 Hz
Equivalent input noise	21 dB SPL	17 dB SPL	21 dB SPL	21 dB SPL
Total harmonic distortion at 500 / 800 / 1600 Hz	2 / 3 / 2 %	3 / 5 / 3 %	2 / 3 / 2 %	7 / 7 / 3 %
Tinnitus noiser broadband	–	–	–	–
AI-DI	–	–	–	–
<b>Inductive coil sensitivity</b>				
MASL (1 mA/m) at 1.6 kHz	–	85 dB SPL	–	97 dB SPL
HFA MASL (1 mA/m)	78 dB SPL	–	89 dB SPL	–
HFA SPLITS (left/right)	94 / 94 dB SPL	–	103 / 103 dB SPL	–
RSETS (left/right)	-1 / -1 dB	–	0 / 0 dB	–
<b>Battery</b>				
Battery voltage	1.3 V		1.3 V	
Battery current drain	1.0 mA		1.1 mA	
Battery life (cell zinc air) Type 13 / 312	~ 220 h / ~120 h		~200 h / ~110 h	
Battery life (rechargeable)	–		–	
<b>IRIL IEC 118-13:2011 (bystander)</b>				
800-960 MHz	< -6 dB SPL		< -6 dB SPL	
1400-2000 MHz	< -24 dB SPL		< -24 dB SPL	
ANSI C63.19	M4 / T3		M4 / T3	

# Intuis 3 Custom ITC | Technical Data

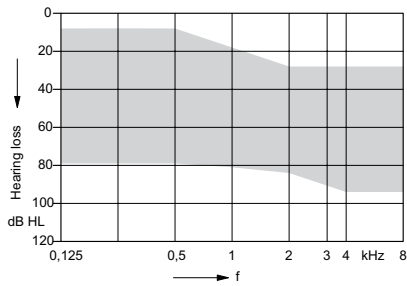
Type	113/50		118/55		124/65	
	2 ccm coupler	Ear simulator	2 ccm coupler	Ear simulator	2 ccm coupler	Ear simulator
<b>Output sound pressure level</b>						
at 1.6 kHz	–	116 dB SPL	–	119 dB SPL	–	127 dB SPL
Peak	113 dB SPL	124 dB SPL	118 dB SPL	129 dB SPL	124 dB SPL	134 dB SPL
HFA-OSPL 90	108 dB SPL	–	112 dB SPL	–	120 dB SPL	–
<b>Gain</b>						
Full on gain (FOG) at 1.6 kHz	–	52 dB	–	53 dB	–	65 dB
Full on gain (Peak)	50 dB	61 dB	55 dB	65 dB	65 dB	75 dB
HFA-FOG	44 dB	–	47 dB	–	60 dB	–
Reference test gain	31 dB	35 dB	35 dB	44 dB	44 dB	53 dB
<b>Frequency, noise and directivity</b>						
Frequency range	100-7800 Hz	110-8000 Hz	100-7800 Hz	110-8000 Hz	100-6200 Hz	100-6600 Hz
Equivalent input noise	21 dB SPL	21 dB SPL	21 dB SPL	22 dB SPL	20 dB SPL	20 dB SPL
Total harmonic distortion at 500 / 800 / 1600 Hz	4 / 3 / 3 %	3 / 4 / 3 %	2 / 2 / 2 %	3 / 5 / 4 %	2 / 3 / 1 %	5 / 7 / 2 %
Tinnitus noiser broadband	–	–	–	–	–	–
AI-DI	–	–	–	–	–	–
<b>Inductive coil sensitivity</b>						
MASL (1 mA/m) at 1.6 kHz	–	74 dB SPL	–	85 dB SPL	–	96 dB SPL
HFA MASL (1 mA/m)	65 dB SPL	–	77 dB SPL	–	89 dB SPL	–
HFA SPLITS (left/right)	90 / 90 dB SPL	–	94 / 94 dB SPL	–	103 / 103 dB SPL	–
RSETS (left/right)	-1 / -1 dB	–	-1 / -1 dB	–	0 / 0 dB	–
<b>Battery</b>						
Battery voltage	1.3 V	1.3 V	1.3 V	1.3 V	1.3 V	1.3 V
Battery current drain	1.1 mA	1.1 mA	1.1 mA	1.1 mA	1.1 mA	1.1 mA
Battery life (cell zinc air) Type 312 / 10	~ 110 h / ~ 60 h	~ 110 h / ~ 60 h	~ 110 h / ~ 60 h	~ 110 h / ~ 60 h	~110 h / -	~110 h / -
Battery life (rechargeable)	–	–	–	–	–	–
<b>IRIL IEC 118-13:2011 (bystander)</b>						
800-960 MHz	< -6 dB SPL	< -6 dB SPL	< -6 dB SPL	< -6 dB SPL	<-6 dB SPL	<-6 dB SPL
1400-2000 MHz	< -24 dB SPL	< -24 dB SPL	< -24 dB SPL	< -24 dB SPL	<-24 dB SPL	<-24 dB SPL
ANSI C63.19	M4 / T2	M4 / T2	M4 / T2	M4 / T2	M4 / T2	M4 / T2

# Intuis 3 Custom CIC | Technical Data

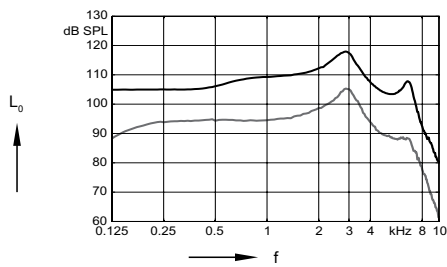
Type	113/50		118/55		124/65	
	2 ccm coupler	Ear simulator	2 ccm coupler	Ear simulator	2 ccm coupler	Ear simulator
<b>Output sound pressure level</b>						
at 1.6 kHz	–	116 dB SPL	–	119 dB SPL	–	127 dB SPL
Peak	113 dB SPL	124 dB SPL	118 dB SPL	128 dB SPL	124 dB SPL	134 dB SPL
HFA-OSPL 90	109 dB SPL	–	112 dB SPL	–	119 dB SPL	–
<b>Gain</b>						
Full on gain (FOG) at 1.6 kHz	–	52 dB	–	55 dB	–	67 dB
Full on gain (Peak)	50 dB	63 dB	55 dB	65 dB	65 dB	75 dB
HFA-FOG	45 dB	–	48 dB	–	60 dB	–
Reference test gain	32 dB	41 dB	35 dB	44 dB	43 dB	52 dB
<b>Frequency, noise and directivity</b>						
Frequency range	100-8100 Hz	110-8100 Hz	100-8100 Hz	130-8100 Hz	100-6300 Hz	100-7900 Hz
Equivalent input noise	21 dB SPL	21 dB SPL	18 dB SPL	19 dB SPL	18 dB SPL	18 dB SPL
Total harmonic distortion at 500 / 800 / 1600 Hz	3 / 3 / 2 %	4 / 5 / 4 %	1 / 1 / 1 %	1 / 2 / 2 %	1 / 2 / 1 %	3 / 4 / 1 %
Tinnitus noiser broadband	–	–	–	–	–	–
AI-DI	–	–	–	–	–	–
<b>Inductive coil sensitivity</b>						
MASL (1 mA/m) at 1.6 kHz	–	–	–	–	–	–
HFA MASL (1 mA/m)	–	–	–	–	–	–
HFA SPLITS (left/right)	–	–	–	–	–	–
RSETS (left/right)	–	–	–	–	–	–
<b>Battery</b>						
Battery voltage	1.3 V	1.3 V	1.3 V	1.3 V	1.3 V	1.3 V
Battery current drain	1.0 mA	1.0 mA	1.0 mA	1.0 mA	1.1 mA	1.1 mA
Battery life (cell zinc air) Type 10	~ 70 h	~ 70 h	~ 70 h	~ 70 h	~ 65 h	~ 65 h
Battery life (rechargeable)	–	–	–	–	–	–
<b>IRIL IEC 118-13:2011 (bystander)</b>						
800-960 MHz	< -6 dB SPL	< -6 dB SPL	< -6 dB SPL	< -6 dB SPL	< -6 dB SPL	< -6 dB SPL
1400-2000 MHz	< -24 dB SPL	< -24 dB SPL	< -24 dB SPL	< -24 dB SPL	< -24 dB SPL	< -24 dB SPL
ANSI C63.19	M4	M4	M4	M4	M4	M4

# Intuis 3 Custom ITE | Basic Data

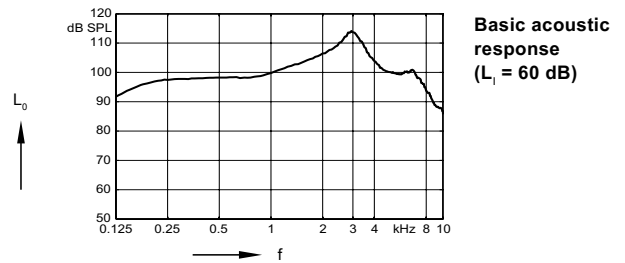
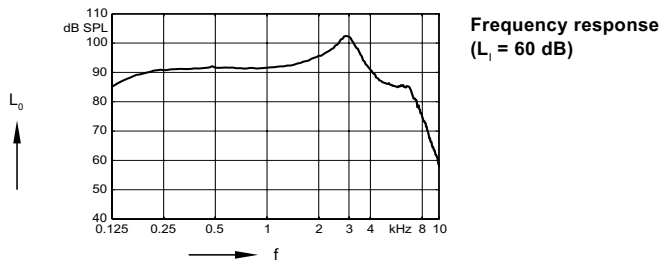
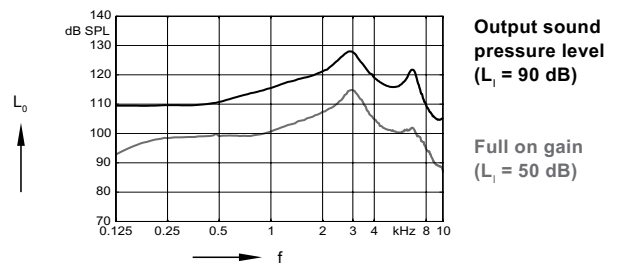
118/55



## 2 ccm coupler

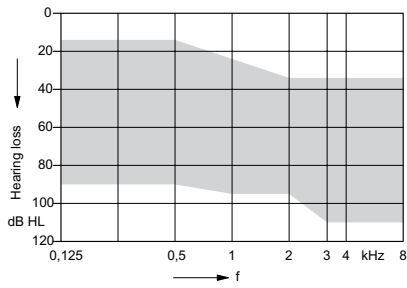


## Ear simulator

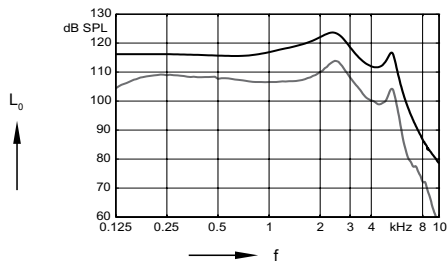


# Intuis 3 Custom ITE | Basic Data

124/65

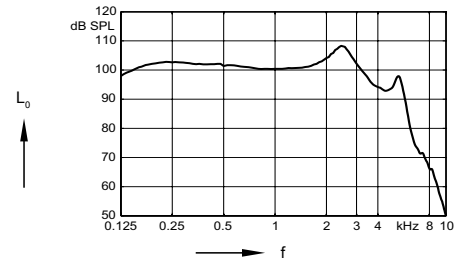


## 2 ccm coupler



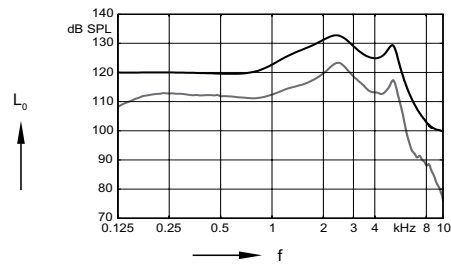
**Output sound pressure level**  
( $L_1 = 90$  dB)

**Full on gain**  
( $L_1 = 50$  dB)



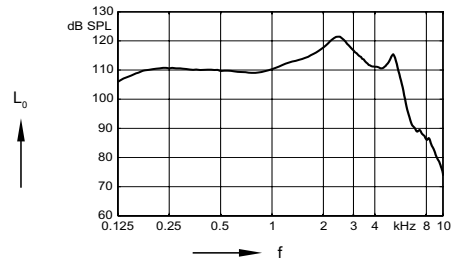
**Frequency response**  
( $L_1 = 60$  dB)

## Ear simulator



**Output sound pressure level**  
( $L_1 = 90$  dB)

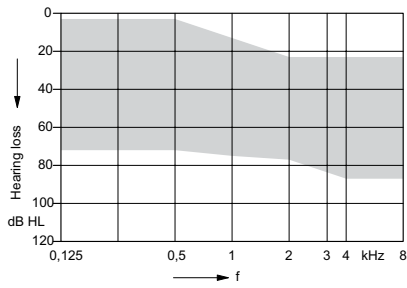
**Full on gain**  
( $L_1 = 50$  dB)



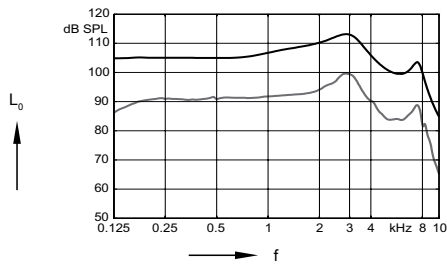
**Basic acoustic response**  
( $L_1 = 60$  dB)

# Intuis 3 Custom ITC | Basic Data

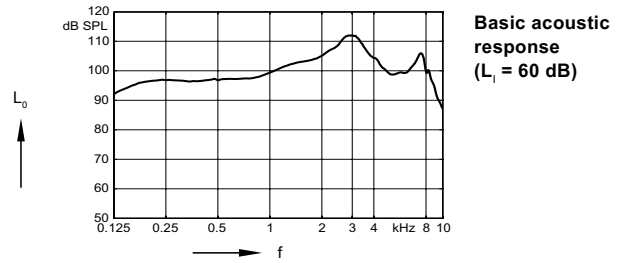
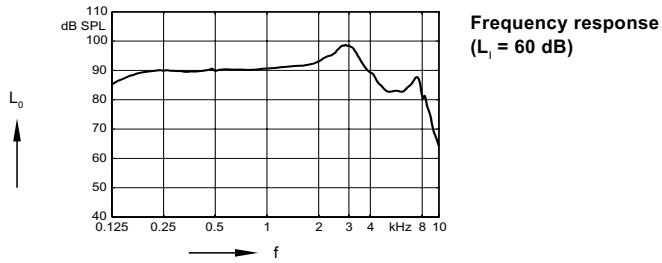
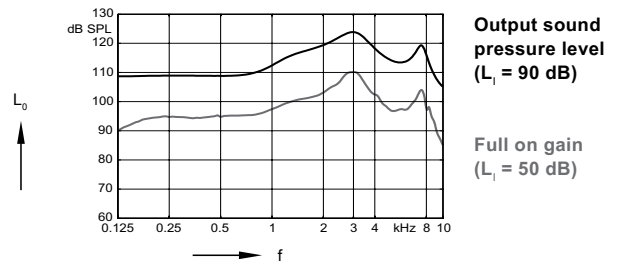
113/50



## 2 ccm coupler



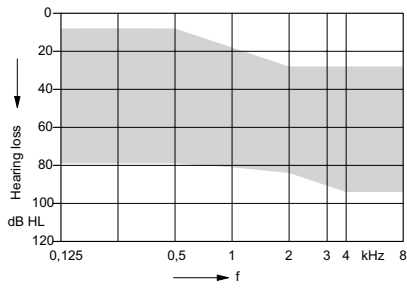
## Ear simulator



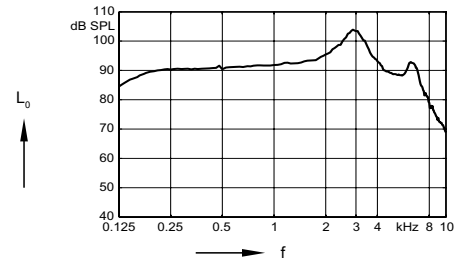
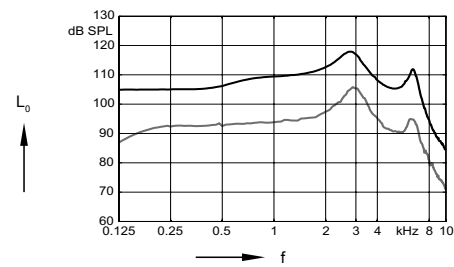


# Intuis 3 Custom ITC | Basic Data

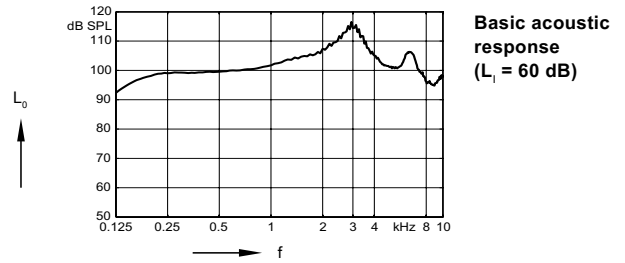
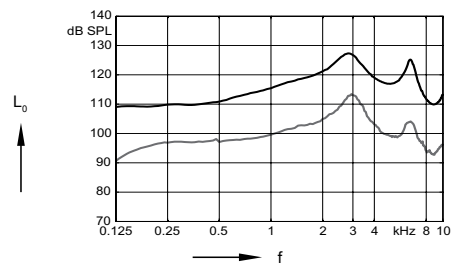
118/55



## 2 ccm coupler

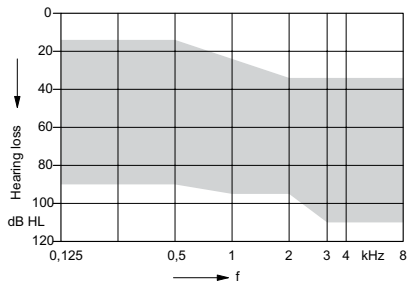


## Ear simulator

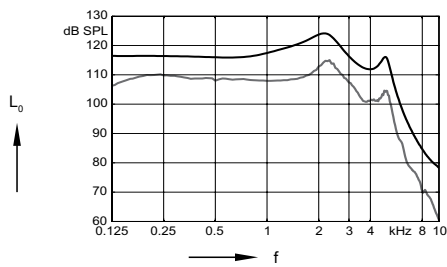


# Intuis 3 Custom ITC | Basic Data

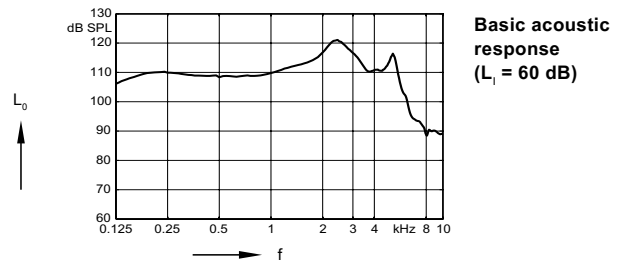
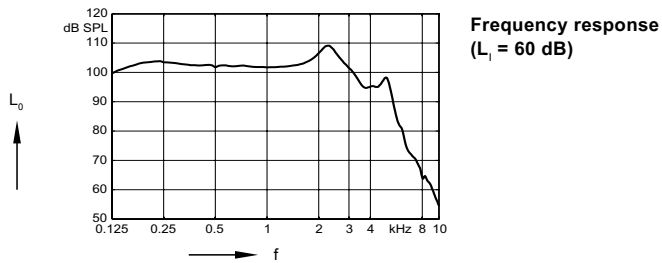
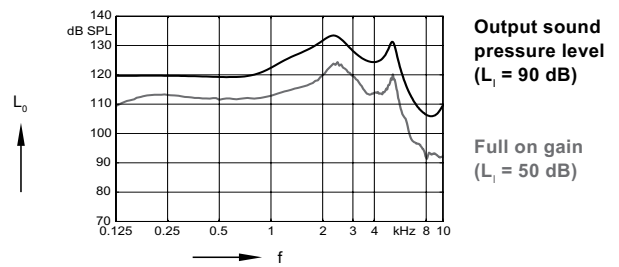
124/65



## 2 ccm coupler

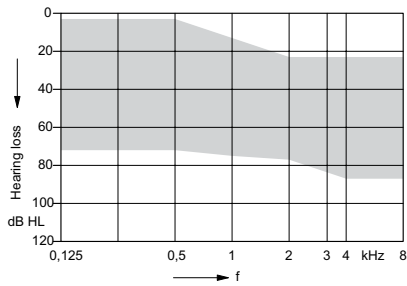


## Ear simulator

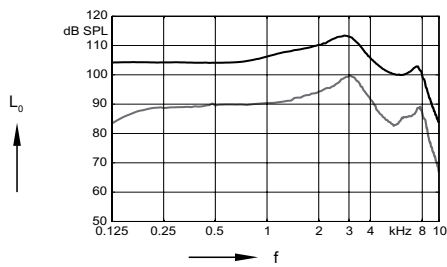


# Intuis 3 Custom CIC | Basic Data

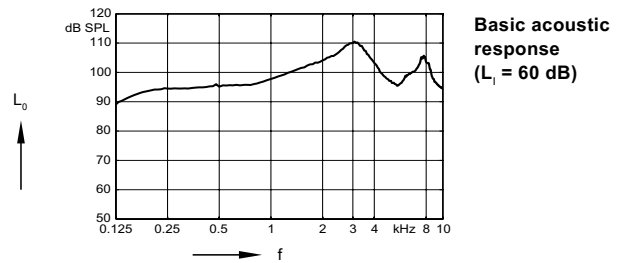
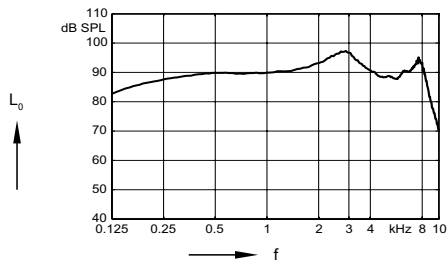
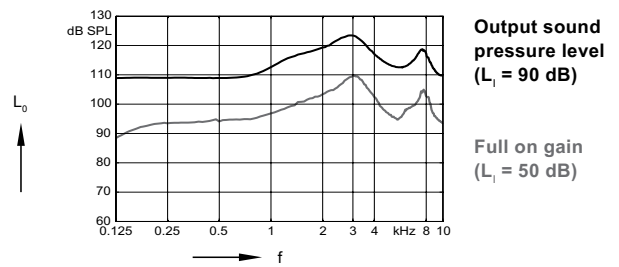
113/50



## 2 ccm coupler

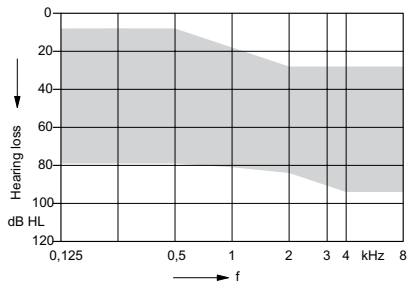


## Ear simulator

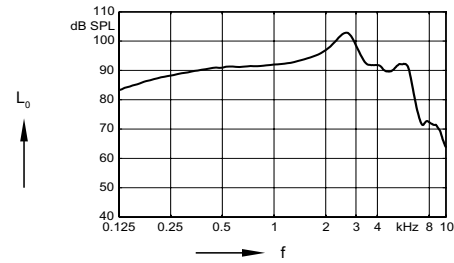
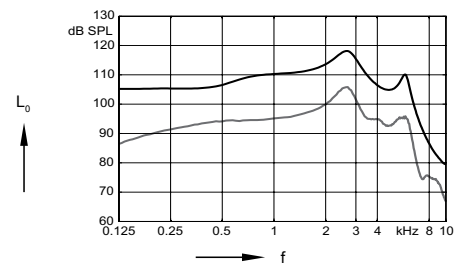


# Intuis 3 Custom CIC | Basic Data

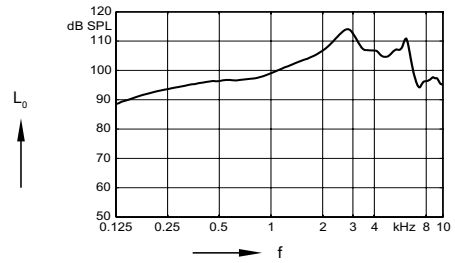
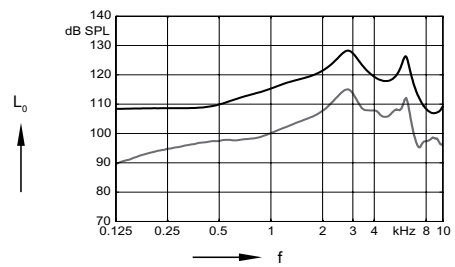
118/55



## 2 ccm coupler

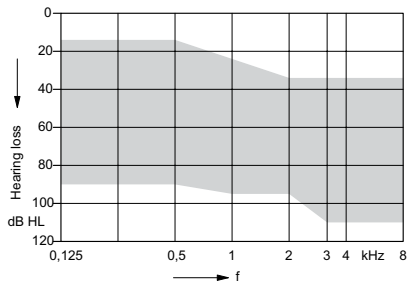


## Ear simulator

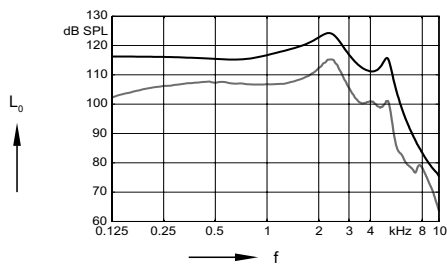


# Intuis 3 Custom CIC | Basic Data

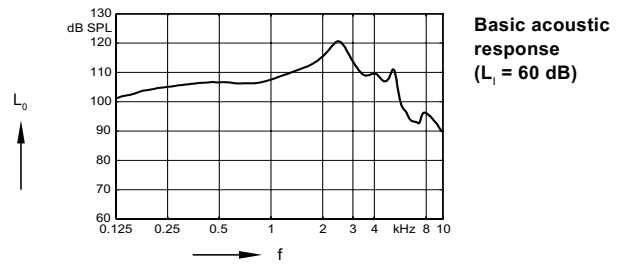
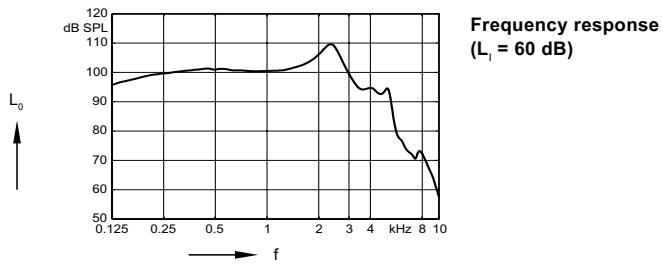
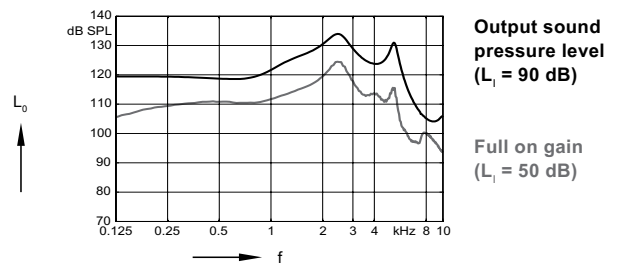
124/65



## 2 ccm coupler



## Ear simulator



# Intuis 3 Custom | Features and Accessories

	ITE / ITC /CIC
<b>Audiology</b>	
Signal processing (channels) / Gain/MPO (handles)	12 / 6
Hearing programs	4
SpeechMaster	—
HD Music (presets)	—
TwinPhone <sup>1)</sup>	—
EchoShield	—
Wireless CROS/BICROS <sup>2)</sup>	—
Directionality (channels)	—
Narrow Directionality <sup>1)</sup>	—
Directional microphone	—
Spatial SpeechFocus <sup>1)</sup>	—
SpeechFocus	—
TruEar™	—
Frequency compression	—
Extended bandwidth	—
Feedback cancellation	●
eWindScreen binaural <sup>1)</sup>	—
eWindScreen™ (steps)	—
Noise Reduction (channels / steps)	—
Speech and noise management (steps)	12 / on / off
SoundSmoothing™ (steps)	—
Directional speech enhancement (steps)	—
Adaptive streaming volume <sup>3)</sup>	—
SoundBrilliance™ <sup>3)</sup>	—
Sound equalizer (classes)	—
Spatial Configurator <sup>1)</sup>	—
Span <sup>4)</sup>	—
Direction <sup>5)</sup>	—
SoundBalance	—
<b>Fitting</b>	
Insitugram	●
Learning (classes) / Data logging	— / ●
Acclimatization manager	—
<b>Tinnitus</b>	
Tinnitus noiser	
Static therapy signal (handles / presets)	—
Ocean Waves therapy signal (presets)	—
Notch therapy	—

# Intuis 3 Custom | Features and Accessories

	ITE	ITC	CIC
<b>Style Specific Features</b>			
Ingress Protection Rating	—	—	—
Telecoil	○	○	—
AutoPhone™	—	—	—
Charging contacts	—	—	—
Battery Size	13 / 312	312 / 10	10
Battery door on/off function	●	●	●
Nanocoated housing	—	—	—
e2e wireless™ 3.0	—	—	—
Audio streaming	—	—	—
User controls coupling via e2e	—	—	—
Wireless programming	—	—	—
<b>Instrument configurations</b>			
Flat cover	—	—	—
Volume wheel	○	○	—
Push button	○	○	○
Rocker switch	—	—	—
Color conversion kit	—	—	—
Battery door – direct audio input	—	—	—
Battery door – child lock	—	—	—
Small earhook	—	—	—
<b>Programming Accessories</b>			
ConnexxAir, ConnexxLink™	—	—	—
Programming adapter / cable	Flex connector	Flex connector	Flex connector
<b>Accessories</b>			
miniPocket	○	○	○
CROS Pure	—	—	—
eCharger	—	—	—
easyPocket™	—	—	—
easyTek	—	—	—
TV Transmitter (req. easyTek)	—	—	—
Transmitter (req. easyTek)	—	—	—
VoiceLink™ (req. easyTek)	—	—	—
<b>App</b>			
easyTek App (req. easyTek)	—	—	—
touchControl App™	○	○	○

● available ■■■■■ highest feature performance ○ optional — not available

<sup>1)</sup> channels

<sup>2)</sup> handles

<sup>3)</sup> presets

<sup>4)</sup> req. bilateral fitting and e2e™ 3.0

<sup>5)</sup> req. CROS Mic

<sup>6)</sup> req. bilateral fitting, e2e 3.0™ and single mic instruments

<sup>7)</sup> steps

<sup>8)</sup> streaming only, req. easyTek

<sup>9)</sup> classes

<sup>10)</sup> iOS™ / Android™

<sup>11)</sup> req. e2e 3.0

<sup>12)</sup> req. easyTek & easyTek App or touchControl App

<sup>13)</sup> req. AutoPhone

<sup>14)</sup> req. directional microphone





# Abbreviations and Standards

## Abbreviations

The following abbreviations are used in this datasheet:


OSPL	Output Sound Pressure Level
HFA	High Frequency Average
FOG	Full-On Gain
MASL	Magneto Acoustical Sensitivity Level
SPLITS	Coupler SPL for an Inductive Telephone Simulator
RSETS	Relative Equivalent Telephone Sensitivity
AI-DI	Articulation Index - Directivity Index
IRIL	Input Related Interference Level
RTF	Reference Test Frequency

## Standards

- ▶ All measurements with the 2 ccm coupler were performed according to ANSI S3.22-2009 and IEC 60118-7:2005 if applicable.
- ▶ All measurements with an ear simulator were performed according to IEC 118-0/A1 and to DIN 45605 (frequency range) if applicable.
- ▶ Tinnitus noiser measurement conditions: all tinnitus single frequency sliders in max position, master volume slider in default position (0 dB) and local volume control in default position.

---

The information in this document contains general descriptions of the technical options available, which do not always have to be present in individual cases and are subject to change without prior notice. The required features should therefore be specified in each individual case at the time of conclusion of the respective contract.

 **Legal Manufacturer**  
Signia GmbH  
Henri-Dunant-Strasse 100  
91058 Erlangen  
Germany  
Phone +49 9131 308 0

Order No. 03322-99T2-7600  
© 06.2019, Signia GmbH  
All rights reserved

[www.signia-hearing.com](http://www.signia-hearing.com)



### Warning

- Choking hazard posed by small parts.
- ▶ This instrument is not intended for the fitting of infants, children under 3 years and persons of mental incapacity.



### Warning

- Instrument has an output sound pressure level of 132 dB SPL or more.
- Risk of impairing the residual hearing of the user.
- ▶ Take special care when fitting this instrument.